

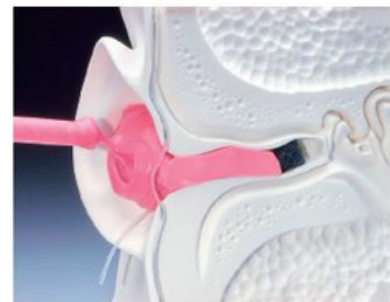
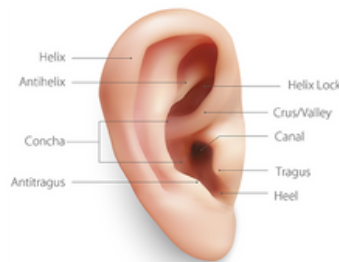
Helpful Tips for Our Audiologist Partners

Industrial Hearing Protection, swim plugs, shooter plugs and Sleepsounds:
Please take impressions with a neutral jaw.

Musicians Protection, Monitors, and Communication Devices:
Please take impressions with an open jaw.

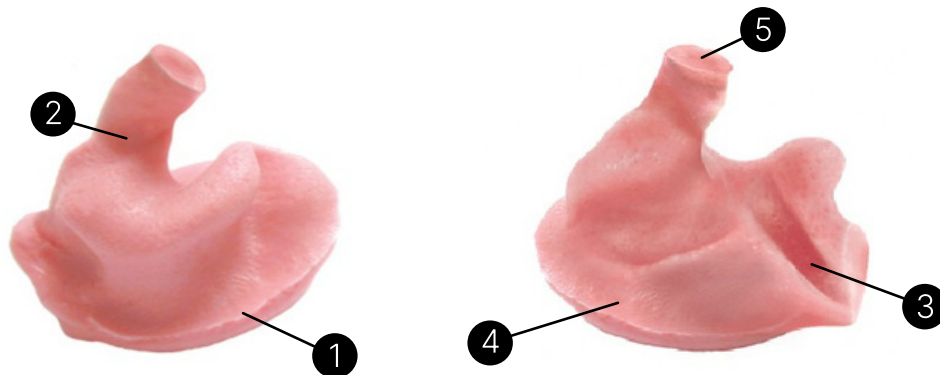
All impressions must reach a depth past the 2nd bend, using high-viscosity silicone impression material and include:

- Full Helix
- Crus of the Helix
- Tragus
- Antitragus



Making a Good Impression

Avoid delays by meeting criteria below.



- 1 The concha is round and full, no pockets or voids.
- 2 The canal length is past the 2nd bend.
- 3 The helix is complete through to the tip.
- 4 The tragus has been completely covered.
- 5 The oto-block has imprinted completely across the canal tip.